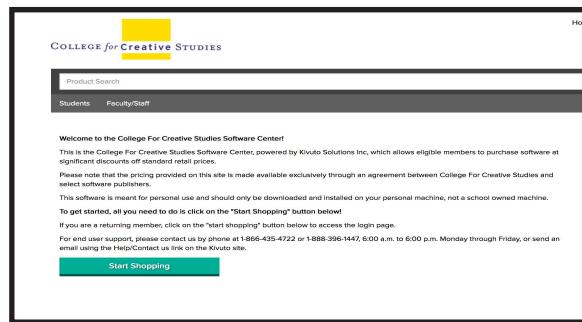


Adobe Creative Cloud

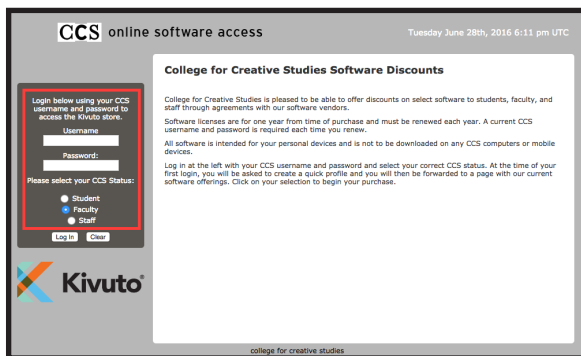
CCS students can purchase Adobe Creative Cloud software for laptops or a personal computer at a 50% discount over regular educational pricing.

To access this offer:

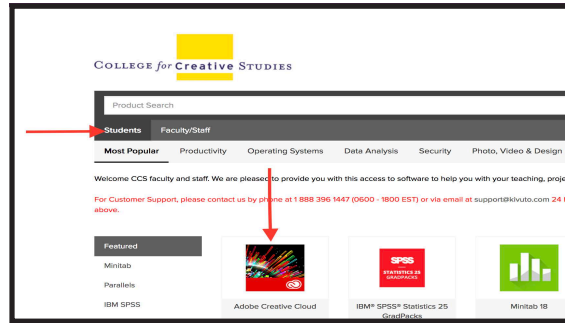
Open your browser and go to:
<https://collegeforcreativestudies.onthehub.com>
and then click on "Start Shopping."



On the page that opens, read the additional information about your order, and then log in on the left with your CCS username and password. Be sure to select the "student" status so that you can log in.



After login, click on the Student tab at the top of the page. On the software page, click on the icon for Adobe Creative Cloud. Follow the directions for purchase and you are all set!!



Questions? Contact CCS Academic Technologies at 313-664-1500 or 313-664-1501 or contact Kivuto customer support directly at 1-888-396-1447.

Are You Ready to Renew your Adobe Creative Cloud Subscription? Read This!

You will need to renew your Adobe Creative Cloud Subscription every year. You will most likely receive an email from Adobe to alert you to your upcoming renewal date.

DO NOT renew your subscription through Adobe.com, even though the email that you will receive will tell you to do so.

Instead, to maintain your CCS discount, return to <https://collegeforcreativestudies.onthehub.com>

Then, follow all the steps to purchase the Creative Cloud package for your upcoming year. Although this is a renewal, you will need to follow the steps exactly as you did for your original purchase. **If you want to upgrade your subscription from the 2GB storage to 20GB storage, you will need to create a new Adobe ID and new Adobe Account.**

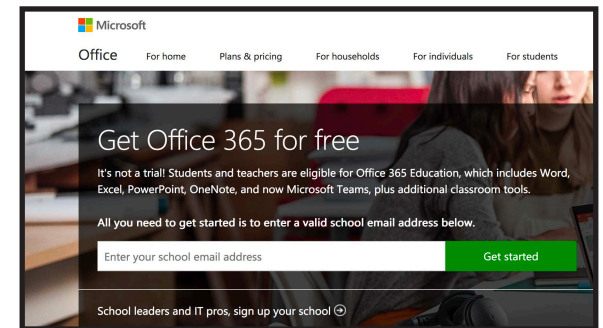
You will receive a new redemption code; use this code on your "Manage Account" at Adobe.com, after logging in with your Adobe ID. Follow the directions just as you did for your original purchase. You will not lose any of your materials that you saved to the Adobe Cloud or any materials saved to your computer.

Microsoft Office Suite

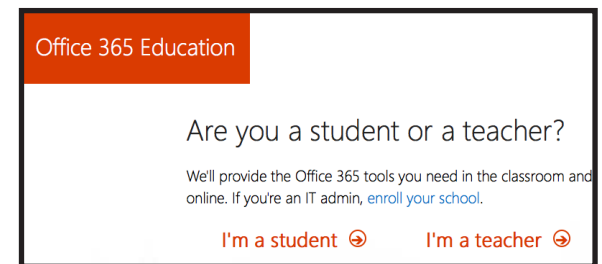
Microsoft Office 365 is available for CCS students at no cost. You may enable the full cloud version of Office 365 and/or install the software directly on your computer. This offer allows you to activate the Microsoft Office Suite (Word, PowerPoint, Excel) on up to 5 personal computers. Please note that all computers in which you install will hold the same username for the account.

For your copy of Microsoft Office, go to www.office.com/getoffice365

Enter your CCS email address and click "Get Started."



Click on/select "I'm a student"



Microsoft will send you a verification email to your CCS email. Follow the directions provided in this email to set up your Microsoft Office software.

Questions: contact Academic Technologies at 313-664-1500 or 313-664-1501.

Lynda.com

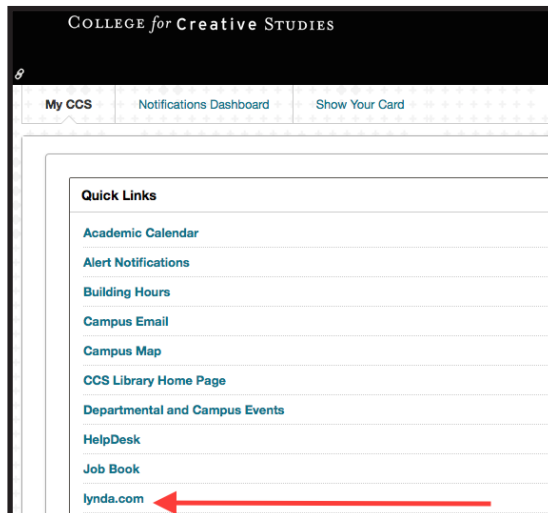
Lynda.com, an online resource for software and technology training, artist interviews, and innumerable resources for creatives is available to all CCS students, faculty, and staff at no cost.

Through CCS, you can access Lynda.com 24/7 from any computer with internet access.

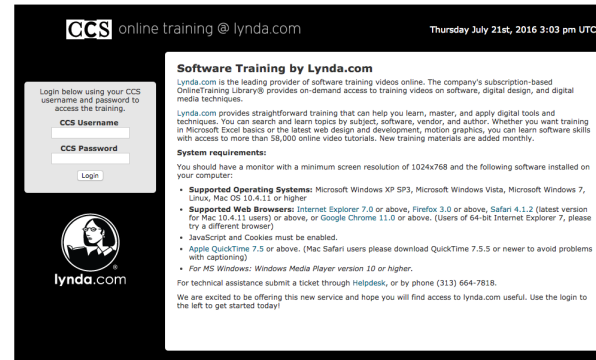
Video classes are easily segmented into brief learning modules, allowing you to spend just a few minutes brushing up on a technique or learning a new tool or you can spend up to several hours learning a new application. Users can earn certificates for completing an entire course and can also track progress through topics or skill areas.

To access your CCS Lynda.com account:

- Go to CCS Blackboard at bb.collegeforcreativestudies.edu
- Click on the Lynda.com link in the CCS Blackboard "quick links" menu



Sign in with your CCS username and password to register.



Always access your Lynda.com account through the Blackboard link; do not log in at the Lynda.com website.

Questions? For help with Lynda.com or to set up an assigned playlist for your class, contact Laurie Evans, Director, Academic Technologies at 313-664-1501 or levans@collegeforcreativestudies.edu.

AutoDesk Software

All AutoDesk software is available for free to CCS students and faculty.

To access the software go to:

www.autodesk.com/education/free-software/featured

Follow the directions at the top of the of the page to download and install selected software.

Scroll to the bottom of the page to access a complete alphabetical list of all the software available to you.

COLLEGE for Creative STUDIES

CCS Software Offers for Students



Adobe® Creative Cloud™
Special Offer!



lynda.com



AUTODESK.

Aug. 2018